

Cabo Yachts Seatrial

C35X

Cabo 35 Express

CAT 3126B / 336kW / 450HP_{SAE} / 456HP_{METRIC}

Gear ZF 280A 1.483:1

Newport Beach, CA

Prop Michigan DJ 22x25 3B, Nibral, #6 Cup

3-Oct-03

Conditions

Temp Air 65 deg F
Water 60 deg F

Tanks Fuel - Aft tank - Full
Wtr - Full

Sea 1 ft
Wind 0-5 kts

Misc Tower
2 persons
Safety Gear/Anchor/Tools

	RPM	V kts	gal/hr/eng	gal/hr	l/h	Range [nm]	nm/gal	nm/l
	800	7.0	1.4	2.8	11	900	2.5	0.66
	1000	8.1	3.0	6.0	23	486	1.4	0.36
	1200	9.0	4.9	9.8	37	331	0.9	0.24
	1400	9.8	7.4	14.8	56	238	0.7	0.17
	1600	11.1	10.1	20.2	76	198	0.5	0.15
	1800	14.3	12.4	24.8	94	208	0.6	0.15
	2000	20.0	14.0	28.0	106	257	0.7	0.19
	2200	24.6	15.7	31.4	119	282	0.8	0.21
	2400	27.4	18.3	36.6	139	270	0.7	0.20
	2600	29.8	21.6	43.2	164	248	0.7	0.18
WOT >	2800	31.8	25.4	50.8	192	225	0.6	0.17

Single Eng Idle

4.6 kts

Two Eng Idle

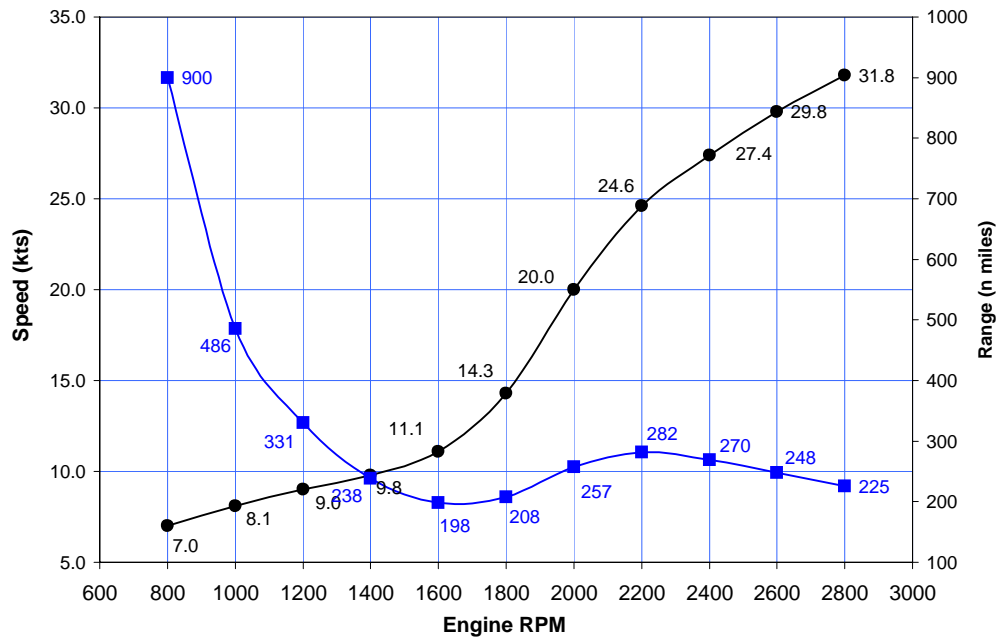
5.8 kts

Range (nautical miles) is based on 360 gals useable fuel

Cabo 35 Express 233 - CAT 3126B 336kW / 450HP_{SAE} / 456HP_M

ZF280A 1.483:1

Michigan DJ, 22x25 3B, Nibral, 0.56 DAR, #5Cup



Sea trials represent the performance of an individual boat as measured with specific loads under specific conditions. The information is provided for reference only. There is no specific or implied guarantee that any other vessel will meet or exceed the performance shown above. Data is not intended for navigation.

Cabo Yachts Sea Trial

C35X

Cabo 35 Express

CAT C9 / 375kW / 503HP_{SAE} / 510HP_{METRIC}

Gear ZF 285A 1.483:1
 Prop Michigan DQX 22x29.5 4B, Nibral, #5 Cup

Ft Lauderdale, FL
 23-Jan-04

Conditions

Temp Air 65 deg F
 Water 72 deg F
 Sea 1-2 ft
 Wind N 12kts

Tanks Fuel - Aft tank - Full
 Wtr - Full
 Misc No Top or Tower
 3 persons
 Safety Gear/Anchor/Tools

	RPM	V kts	gal/hr/eng	gal/hr	l/h	Range [nm]	nm/gal	nm/l
	800	7.8	1.9	3.8	14	830	2.1	0.55
	1000	8.9	3.6	7.2	27	494	1.2	0.33
	1200	9.8	6.1	12.1	46	324	0.8	0.21
	1400	12.2	9.1	18.2	69	269	0.7	0.18
	1600	17.3	11.1	22.1	84	313	0.8	0.21
	1800	23.1	12.9	25.9	98	357	0.9	0.24
	2000	27.0	15.9	31.8	120	340	0.9	0.22
	2200	30.4	19.6	39.1	148	311	0.8	0.21
	2300	31.8	21.2	42.3	160	301	0.8	0.20
	2400	33.1	23.7	47.4	179	280	0.7	0.18
WOT >	2463	33.7	25.5	51.0	193	264	0.7	0.17

Single Eng Idle

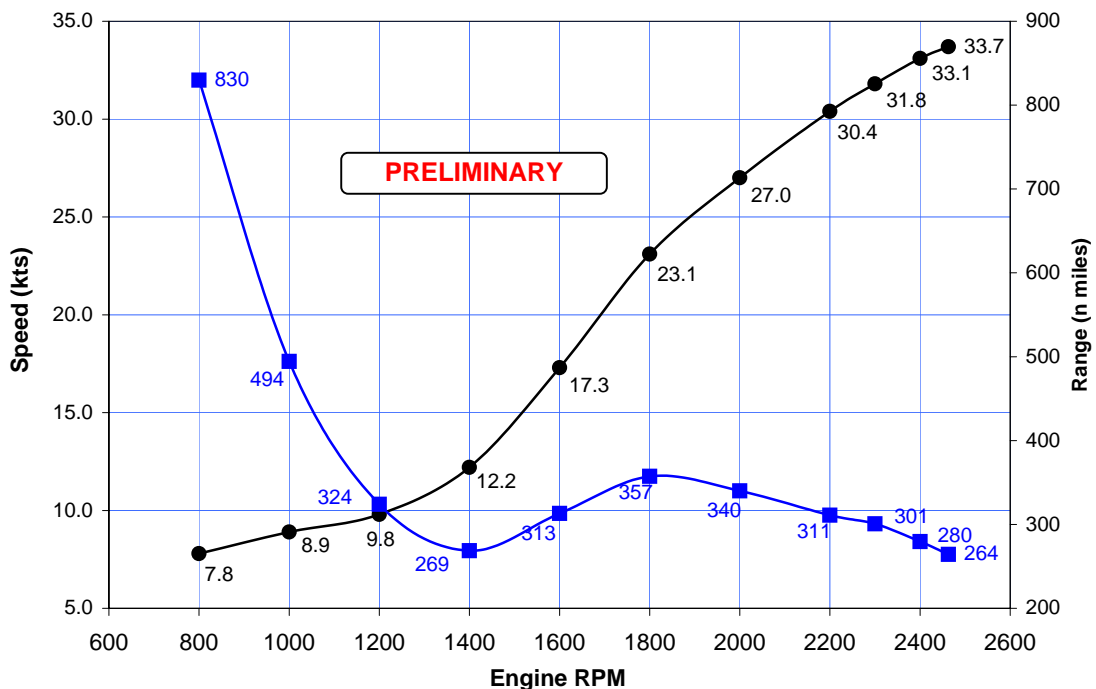
4.8 kts

Two Eng Idle

6.1 kts

Range (nautical miles) is based on 400 gals useable fuel

Cabo 35 Express 286 - CAT C9 375kW / 503HP_{SAE} / 510HP_M ZF285A 1.483:1 Michigan DQX, 23x29.5 4B, Nibral, 0.735 DAR, #5Cup



Sea trials represent the performance of an individual boat as measured with specific loads under specific conditions. The information is provided for reference only. There is no specific or implied guarantee that any other vessel will meet or exceed the performance shown above. Data is not intended for navigation.

Cabo Yachts Sea Trial

C35X

Cabo 35-2 Express

MAN D0836LE401 / 331kW / 444HP_{SAE} / 450HP_{METRIC}

Gear ZF 280A 1.483:1

Miami, FL

Prop Federal CX400 22x25.5 4B, Nibral, Lt Cup

12-Feb-03

Conditions

Temp Air 75 deg F
Water 71 deg F

Tanks Fuel - Aft tank - Full
Wtr - Full

Sea 1-2 ft

Misc Hardtop, No Enclosure

Wind 5-10 kts

5 persons
Safety Gear/Anchor/Tools

	RPM	V kts	gal/hr/eng	gal/hr	l/h	Range [nm]	nm/gal	nm/l
	800	7.0	-	-	-	-	-	-
	1000	8.0	-	-	-	-	-	-
	1200	9.2	-	-	-	-	-	-
	1400	9.9	6.3	12.6	48	283	0.8	0.21
	1600	12.5	9.0	18.0	68	250	0.7	0.18
	1800	18.3	10.4	20.8	79	317	0.9	0.23
	2000	23.1	12.3	24.6	93	338	0.9	0.25
	2200	26.6	14.7	29.4	111	326	0.9	0.24
	2400	29.3	18.5	37.0	140	285	0.8	0.21
	2600	32.0	22.1	44.2	167	261	0.7	0.19
WOT >	2652	32.6	-	-	-	-	-	-

Single Eng Idle

4.5 kts

Two Eng Idle

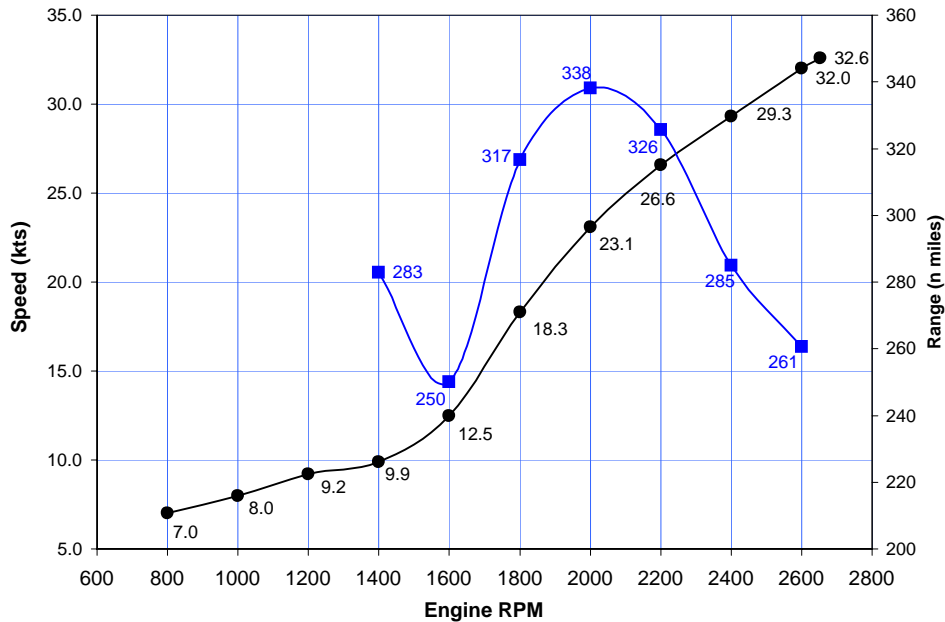
5.7 kts

Range (nautical miles) is based on 360 gals useable fuel

Cabo 35 Express 254 - MAN D0836LE401 331kW / 444HP_{SAE} / 450HP_M

ZF280A 1.483:1

Federal CX400, 22x22.5 4B, Nibral, 0.75 DAR, Lt Cup



Sea trials represent the performance of an individual boat as measured with specific loads under specific conditions. The information is provided for reference only. There is no specific or implied guarantee that any other vessel will meet or exceed the performance shown above. Data is not intended for navigation.

Cabo Yachts Sea Trial

C35X

Cabo 35 Express

Cummins QSC8.3 / 397kW / 533HP_{BHP} / 540HP_{METRIC}

Gear ZF 285A 1.483:1
 Prop Michigan DQX 22x27 4B, Nibral, #5 Cup
 Newport Beach, CA
 3-Sep-04

Conditions

Temp	Air	72 deg F	Tanks	Fuel - Aft tank - Full
	Water	68 deg F		Wtr - Full
Sea	1-3 ft		Misc	No Top or Tower
Wind	S 5 kts			4 persons
				Safety Gear/Anchor/Tools

	RPM	V kts	gal/hr/eng	gal/hr	l/h	Range [nm]	nm/gal	nm/l
	800	7.7	1.5	3.1	12	1007	2.5	0.66
	1000	8.9	3.3	6.6	25	543	1.4	0.36
	1200	9.8	5.9	11.7	44	335	0.8	0.22
	1400	12.5	8.3	16.5	62	303	0.8	0.20
	1600	17.8	10.4	20.8	79	342	0.9	0.23
	1800	22.4	12.9	25.9	98	346	0.9	0.23
	2000	27.2	15.2	30.3	115	359	0.9	0.24
	2100	28.4	16.3	32.6	123	349	0.9	0.23
	2200	30.0	18.0	35.9	136	334	0.8	0.22
	2300	31.5	20.6	41.2	156	306	0.8	0.20
	2400	33.1	21.8	43.6	165	304	0.8	0.20
	2500	34.2	24.3	48.6	184	281	0.7	0.19
	2600	35.5	26.8	53.7	203	265	0.7	0.17
WOT >	2650	36.4	28.4	56.8	215	256	0.6	0.17

Single Eng Idle 4.7 kts Two Eng Idle 6.4 kts

Range (nautical miles) is based on 400 gals useable fuel

0-20 kts 13.1 sec 0-30 kts 17.4 sec

**Cabo 35 Express 307 - Cummins QSC8.3 397kW / 533HP_{BHP} / 540HP_M
 ZF285A 1.483:1
 Michigan DQX, 23x27 4B, Nibral, 0.735 DAR, #5Cup**

